

FIMER



FIMER FLEXA

AC Station

The FIMER FLEXA AC Station is a Mode 3 AC charging device (compliant with IEC 61851-1) for charging electric vehicles. It can be used in most applications, in both private and public settings.

Up to 22 kW

The FIMER FLEXA AC Stations are designed for robustness and ease of operation, in compliance with IEC 61851-1.

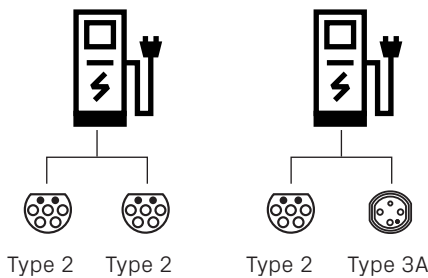
The station allows charging electric vehicles in Mode 3 and is available in two power configurations: one equipped with two Type 2 sockets, which allow charging two electric vehicles simultaneously, with up to 22kW for each (max total power 44kW), the second one equipped with a Type 2 socket and a Type 3A socket, which allow charging two electric vehicles simultaneously, with up to 22kW and 3.7kW respectively (max total power 25.7kW).

Both configurations are available in three different models, depending on their connectivity features:

- **Stand Alone:** basic features that guarantee easy use at an affordable price. Its functionalities are limited to interaction with the electric vehicle, activating its charging process and ensuring safe operation. The station also offers Modbus TCP/IP connectivity. The charging status is signaled by LED lights positioned by the sockets, on both sides of the station.
- **Local Controller:** this version of the station offers a RFID card reader to safely manage access to the charging points. The local interface with the user is via an OLED display, and with LED lights positioned near the charging sockets.
- **Future Net:** in addition to the RFID card reader and Modbus TCP/IP connectivity, the station offers a 3G/4G connection which allows it to communicate via an OCPP 1.5 or 1.6 Json protocol with any compatible backend system. It is, therefore, possible to centrally manage both access to charging points and accounting and payments. The user interface is through a 4.3" TFT display, using the LED lights positioned near the charging sockets.

FIMER FLEXA AC Station charging stations are manufactured with resistant materials, designed to withstand adverse weather conditions and ensure great ease of use for both users and maintenance personnel.

Possible configurations

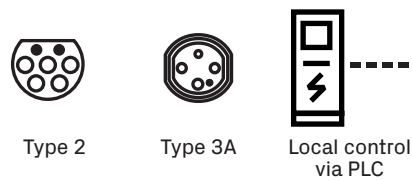


FIMER FLEXA AC Station - Stand Alone

The Stand Alone version of the FIMER FLEXA AC Station allows charging electric vehicles in alternating current (AC) in Mode 3. It can be equipped with two Type 2 sockets (each with a maximum power of 22kW) or with one Type 2 socket (max 22kW) and one Type 3A socket (max 3.7kW). Stylish, robust and designed to ensure maximum ease of use, it is the most reliable solution for offering free charging sessions, in semi-public or private settings.

It offers:

- Security and safety systems:
 - The station includes both differential and magnetothermal protection.
 - During the charging phases, it can lock the charging cord and release it only when charging is completed.
 - During the charging phases, the station communicates with the vehicle in order to properly adjust the amount of current and verify the correct connection with the vehicle.
 - The station is equipped with internal temperature sensors.
 - The T2 sockets feature an anti-vandal system and a shutter; the T3A sockets are equipped with a protective door.
- Local indication: the status LEDs near each socket light up in different colors depending on the charging status.
- Fault verification system and backup: the station can verify the presence of any faults through internal diagnostics, and can automatically reset the internal differential switches. In case of power failure, thanks to the presence of super capacitors, any charging session still in progress is closed.
- Power supply: the station features an internal Load Management system, dedicated to optimally distributing the power available between the two sockets.
- Connectivity: Modbus TCP/IP.

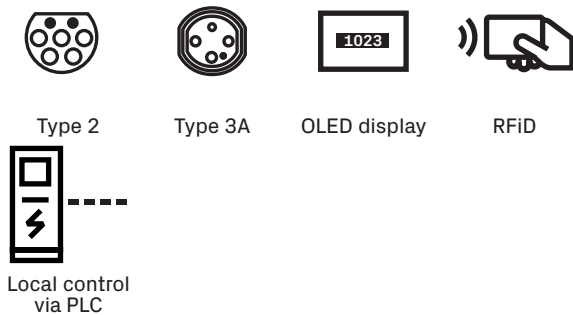


FIMER FLEXA AC Station Local Controller

Also the Local Controller version is available in version T2-T2 (where each socket has a maximum power of 22kW) or in version T2-T3A (where the T2 socket has a maximum power of 22kW while the T3A socket of 3.7kW). Its main feature is the local management and control of the access, thanks to the function allowing the RFID cards to be set in full autonomy and without the aid of any external tool or connection. When a master card is passed, the station switches from the "reading" mode to the "programming" mode; from that moment on, it enables all the reader cards passed on the reader. Passing the master card again make the procedure stop and consequently the station returns to the standard mode.

It offers the following additional features compared to the Stand Alone version:

- OLED display with 2x22 characters, with local indication of charging states, energy, power, time, errors, etc.
- RFID reader for access management, with the possibility of locally managing the list of RFID enabled cards (local white list).

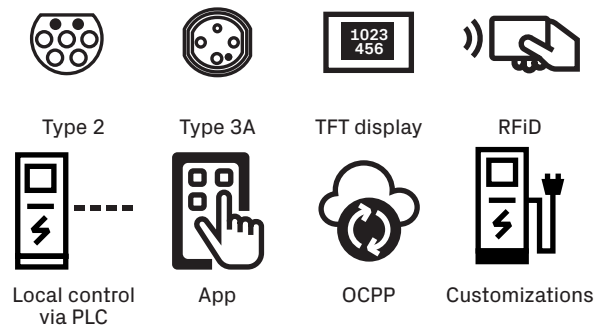


FIMER FLEXA AC Station - Future Net

The Future Net version of FIMER FLEXA AC Station includes great connectivity features. Thanks to a 3G/4G connection, the station can communicate via an OCPP 1.5 protocol with a centralized management system, which allows the remote management of parameters, accesses, payments and errors.

It offers the following additional features compared to the Stand Alone version:

- Intelligent remote monitoring and control system. Thanks to the use of a mobile application for the user and a centralized system for the operator, it allows remote monitoring of the device status, the creation of use and energy reports, access management and error analysis.
- 4.3" TFT display, providing multiple local operating indications.
- OCPP 1.5 or 1.6 Json communication protocol.



Technical data

Model	FIMER FLEXA AC Station - Stand Alone		FIMER FLEXA AC Station - Local Controller		FIMER FLEXA AC Station - Future Net	
	T2-T2	T2-T3A	T2-T2	T2-T3A	T2-T2	T2-T3A
Standard	IEC61851-1					
Charging method	Mode 3					
Maximum power per socket	22KW	22kW for T2 and 3.7kW for T3A	22KW	22kW for T2 and 3.7kW for T3A	22KW	22kW for T2 and 3.7kW for T3A
Power system	3P + N + PE					
Rated voltage	230/400V AC ± 10%					
Frequency	50 Hz - 60 Hz					
Rated current	64A	48A	64A	48A	64A	48A
Rated impulse withstand voltage (uimp)	4kV					
Rated conditional short-circuit current of an assembly (icc)*	10kA					
Rated diversity factor (rdf)	1					
Degree of pollution	2					
EMC Classification	Class B emissions					
Protective measures against electric shock	Class I					
Connection to the mains	Permanently connected to the mains					
Grounding system type	TT or TN (both with PE)					
Indoor/outdoor installation	External					
Fixed or removable installation	Fixed					
Overvoltage category	III					
IP protection rating	IP 54					
IK protection rating	IK10					
Enclosure material	Stainless steel AISI 304					
Dimensions	1315 mm x 437 mm x 293 mm					
Weight	48kg					
Operating temperature	-25...+50°C					
Storage temperature	-25...+70°C					
Humidity	0...95% (non-condensing)					
Altitude	Up to 2000m					
Product intended for use by	Unskilled persons					
Positioning in area with	Unlimited access					
Magneto-thermal protection	Included (2 x MCB 4P D40 10kA)	Included (MCB 4P D40 10kA + MCB 2P D20 10kA)	Included (2 x MCB 4P D40 10kA)	Included (MCB 4P D40 10kA + MCB 2P D20 10kA)	Included (2 x MCB 4P D40 10kA)	Included (MCB 4P D40 10kA + MCB 2P D20 10kA)
Differential protection	Included (2 x RCD 4P Type A 40A 30mA & RCM 6mA DC)	Included (RCD 4P Type A 40A 30mA & RCM 6mA DC + RCD 2P Type A 25A 30mA & RCM 6mA DC)	Included (2 x RCD 4P Type A 40A 30mA & RCM 6mA DC)	Included (RCD 4P Type A 40A 30mA & RCM 6mA DC + RCD 2P Type A 25A 30mA & RCM 6mA DC)	Included (2 x RCD 4P Type A 40A 30mA & RCM 6mA DC)	Included (RCD 4P Type A 40A 30mA & RCM 6mA DC + RCD 2P Type A 25A 30mA & RCM 6mA DC)
Energy meter	MID Certificate					
Remote control	2xNo/4xNO 40A, AC-1 @40°C					
Ocpp	-	-	-	-	Ocpp 1.5 or 1.6 Json	Ocpp 1.5 or 1.6 Json
Internal Load Manager	•	•	•	•	•	•
Connectivity	Modbus TCP/IP	Modbus TCP/IP	Modbus TCP/IP	Modbus TCP/IP	Modbus TCP/IP + Ocpp	Modbus TCP/IP + Ocpp
3G/4G connection	-	-	-	-	•	•
RFID	-	-	RFID local management	RFID local management	RFID remote management	RFID remote management
Status LED	•	•	•	•	•	•
OLED Monitor	-	-	•	•	-	-
TFT 4.3" Monitor	-	-	-	-	•	•
Certification	CE, RCM (Australia Certification)					

Available codes

Codes	EAN	Description	Version	Pmax	Rated current	Rated voltage	Socket 1	Socket 2	User interface
FLSSA2222SMN00	8033049748192	FIMER Flexa AC Station SA 22kWx2 T2x2 MID	Stand Alone	44kW (22kWx2)	64A	3P+N+PE 230/400 V AC	T2	T2	LED
FLSSA2223SMN00	8033049748208	FIMER Flexa AC Station SA 22kW+3.7kW T2/T3A MID	Stand Alone	25.7kW (22kW+3.7kW)	48A	3P+N+PE 230/400 V AC	T3A	T2	LED
FLSLC2222SMO00	8033049748215	FIMER Flexa AC Station LC 22kWx2 T2x2 MID	Local Controller	44kW (22kWx2)	64A	3P+N+PE 230/400 V AC	T2	T2	OLED display
FLSLC2223SMO00	8033049748222	FIMER Flexa AC Station LC 22kW+3.7kW T2/T3A MID	Local Controller	25.7kW (22kW+3.7kW)	48A	3P+N+PE 230/400 V AC	T3A	T2	OLED display
FLSFN2222SM400	8033049748239	FIMER Flexa AC Station FN 22kWx2 T2x2 MID	Future Net	44kW (22kWx2)	64A	3P+N+PE 230/400 V AC	T2	T2	TFT 4.3" display
FLSFN2223SM400	8033049748246	FIMER Flexa AC Station FN 22kW+3.7kW T2/T3A MID	Future Net	25.7kW (22kW+3.7kW)	48A	3P+N+PE 230/400 V AC	T3A	T2	TFT 4.3" display



For more information, please contact a FIMER representative or visit:

fimer.com

The company reserves the right to make technical changes or to modify the content of this document without prior notice. The agreed details concerning purchase orders apply. FIMER disclaims any responsibility for possible errors or lack of information herein.

The company reserves all rights to this document, the issues and the illustrations contained therein. Any reproduction, disclosure to third parties or use of the contents, in whole or in part, without prior written permission from FIMER, is prohibited. Copyright© 2021 FIMER. All rights reserved.

